

“Stay Connected” with



Strain Relief Bushings

a PennEngineering® Company



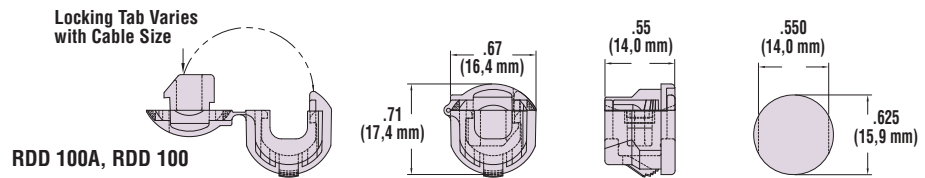
## Heyco® RDD Lockit™ Strain Relief Bushings – Straight-Thru

Snap onto **Flat Cables** for Faster Assembly into **Double D Mounting Holes** – *Semi-Automatic Equipment Available*

- **Assembly friendly!** Independent of insertion into the panel, RDD Lockit™ Strain Reliefs **self-lock** onto the cable. Preassemble RDD Lockits off line for final assembly at a later time or remote location, for lower installed cost!
- Install easily with fingertip pressure into a standard round or Double D hole. No tools required, even for hand assembly.
- Protect the lifeline of your electric/electronic products by absorbing the forces of push and pull that may be exerted on the flexible power cord. Double D design eliminates the possibility of part rotation under forces of twist.
- Multiple panel locking steps secure Lockit Strain Reliefs into a wide range of panel thicknesses for a **flush, finished fit**.
- Heyco’s automated Pre-Assembly Equipment speeds assembly of the RDD onto the cable and thus lowers costs while greatly reducing risk of carpal tunnel syndrome. See pages 4-15 & 4-16.
- Consult Heyco for other wire types and sizes.
- See page 4-38 for corresponding **Mounting Hole Plugs** which can be used to fill blank/unused Mounting Holes and thus allow for a single panel design for multiple applications.
- **For Quick Specs see page 4-12.**
- For Double D Mounting Hole Punches, see page 4-30.

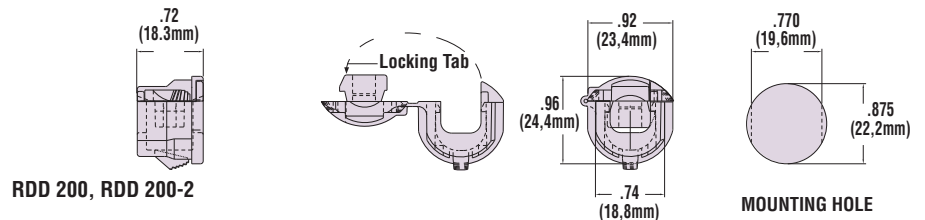
UL Type	WILL FIT THESE CABLES		PANEL DIMENSIONS				RDD LOCKIT STRAIN RELIEF for Faster Assembly		Corresponding Mounting Hole Plug			
	AWG/Conductors	Approximate Size in. mm.	Mounting Hole Size in. mm.		Thickness in. mm.		Black	White	PART NO.	DESC.		
SPT-1	18/2	.105 x .222	2,7 x 5,6	.625 w/ .550 flats	15,9 w/ 14,0 flats	.032	0,8	<b>1872</b>	<b>1873</b>	RDD 100A	2497	DD 625-550
		.116 x .315	2,9 x 8,0			.040	1,0					
	18/3	.048	1,2	.063	1,6							
		.099	2,5									
SPT-2, HPN	18/2	.116 x .315	2,9 x 8,0	.625 w/ .550 flats	15,9 w/ 14,0 flats	.032	0,8	<b>1874</b>	<b>1875</b>	RDD 100	2497	DD 625-550
		.160 x .300	4,1 x 7,6			.040	1,0					
	18/3	.048	1,2			.063	1,6					
.099		2,5										
HPN	18/3	.15 x .34	3,8 x 8,6									
		.16 x .37	4,1 x 9,4									
SPT-2	18/3	.15 x .40	3,8 x 10,2			.032	0,8					
		.16 x .41	4,1 x 10,4			.063	1,6					
SPT-3	18/2	.19 x .35	4,8 x 8,9	.875 w/ .770 flats	22,2 w/ 19,6 flats	.099	2,5	<b>1878</b>	<b>1879</b>	RDD 200	2509	DD 875-770
		.19 x .39	4,8 x 9,9			.126	3,2					
	16/2	.20 x .37	5,1 x 9,4	.157	4,0							
		.20 x .43	5,1 x 10,9									
		.24 x .42	6,1 x 10,7									
Same as RDD 200 above except →						.078	2,0	<b>1876</b>	<b>1877</b>	RDD 200-2*	2509	DD 875-770
Same as RDD 200 above except →						.063	1,6	<b>1798</b>	<b>1799</b>	RDD 510	2717	DD 1109-1000
						.099	2,5					
						.126	3,2					
						.157	4,0					
						.187	4,8					

Standard color black. Consult Heyco for white and other colors.  
\*Designed for cast or other mounting holes with rounded edges.



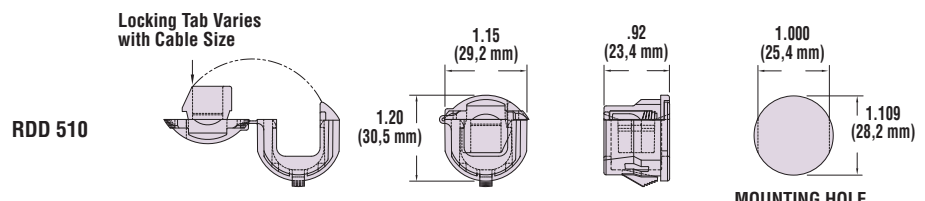
RDD 100A, RDD 100

MOUNTING HOLE



RDD 200, RDD 200-2

MOUNTING HOLE



RDD 510

MOUNTING HOLE