


Heyco® Multi-Connectors for Extension Cords

For mating Male Blades, see pages 8-29 thru 8-34.

For Male Ground Pins, see pages 8-39 & 8-40.



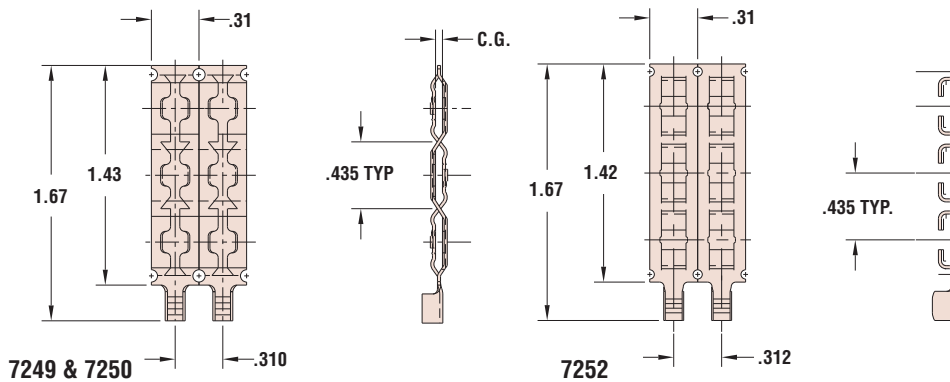
Cube Tap Female

Type	PART DATA			PART NO.	APPLICATION TOOLING*				
	AWG Range	Contact Gap in.	Material		Die**	Feeds	Tool Packs	Crimp Punch	Anvil
POL	18-14	.045	Brass	7249	7249UXX5	Left to Right	B718L/B719L	C091	C097
		.055	Brass	7250	7250UXX5				
		.050	Brass	7252	7252UXX5				

* Use the Heyco Universal Applicator Die (indicated by “U” in the Die Part No.), page 8-59.

** “XX” represents Wire Gauge. Please specify Wire Gauge when ordering.

• DFARS Compliant



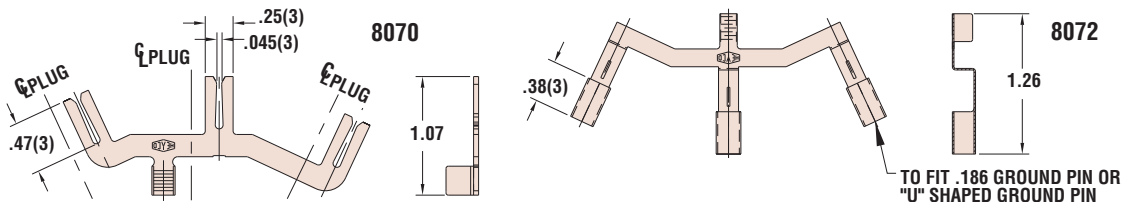
Web-Foot Female

Type	PART DATA			PART NO.	APPLICATION TOOLING*			
	AWG Range	Contact Gap in.	Material		Die**	Feeds	Crimp Punch	Anvil
Blade	16-12	n/a	Brass	8070	8070SXX5	Bulk	0W52	0W53
Ground	16-12	n/a	Brass	8072	8072SXX5	Bulk	0V60	0V61

* Use the Heyco Standard Applicator Die (indicated by “S” in the Die Part No.), page 8-59.

** “XX” represents Wire Gauge. Please specify Wire Gauge when ordering.

• DFARS Compliant



Material

Alloy 260 Brass (70% Cu, 30% Zn. Higher Cu content resists dezincification)

Quick Specs