

“Stay Connected” with



Power Components

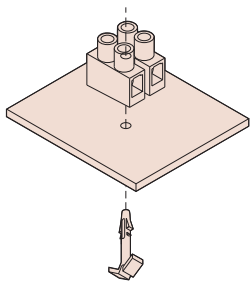
a PennEngineering® Company



Heyco® Wire Protector Terminal Blocks

Screw to Screw—With Wire Protector Flap

- **Wire protector flap** allows the use of STRANDED or SOLID wire with no crimp terminals and no soldering required.
- Allows standardization of the SOLID WIRE Cordset. Input and output wires are always secured with a screw.
- Modern low profile design occupies less real estate.
- No exposed metal parts. “Dead front” designed safety.
- Pressure clamp connectors are supplied in the open position, ready to accept single or multiple solid conductors.
- All sizes are rated at 300 volts (450 volts in Europe).
- Metal parts feature galvanized steel screws and Ni or tin plated brass inserts.
- Available in 94V-0 flame retardant (FR), glass-filled 6/6 Nylon material.
- **Part No. 9299** fixing pin (below) can be used to mount all terminal blocks, with panel thickness limitations—consult Heyco.
- DFARS Compliant

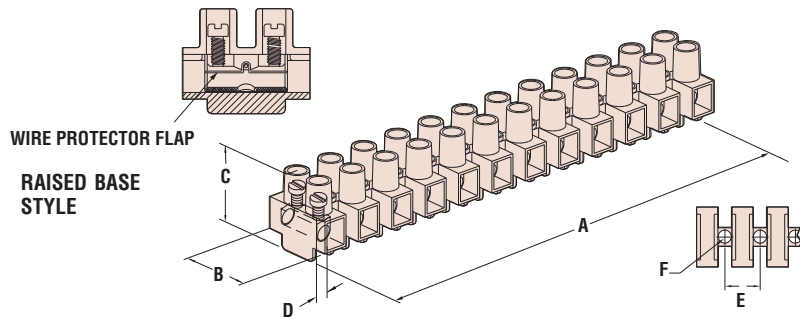
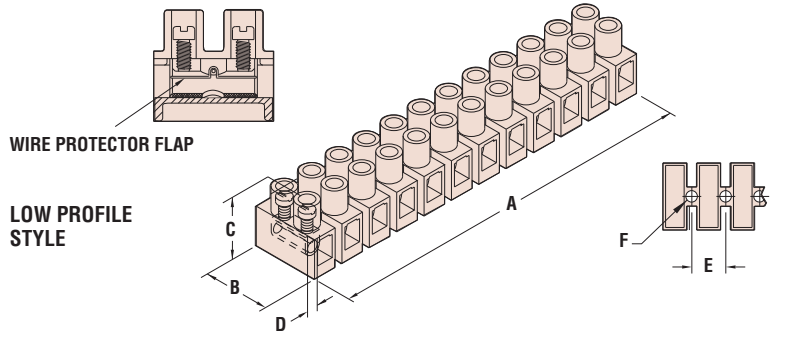


BODY STYLE	WIRE SIZE		AMPS North America	POLES	PART NO.		DESCRIPTION	Screws (Metric)	PART DIMENSIONS										
	AWG	mm ²			Natural	FR White			A (12) Poles		B		C		D		E		F
	in.	mm.						in.	mm.	in.	mm.	in.	mm.	in.	mm.	in.	mm.	in.	mm.

300 Volts Rated (450 Volts in Europe)

Low Profile	12-22	2,5	20	2	9389	9419	TB 0B-WP-2P	M 2,6	3,69	93,6	.64	16,2	.61	15,4	.11	2,8	.32	8,0	.11	2,8
				12	9393	N/A	TB 0B-WP-12P													
Raised Base	10-20	4	30	2	9394	N/A	TB 1B-WP-2P	M 3,0	4,58	116,4	.73	18,6	.67	17,0	.14	3,6	.39	10,0	.14	3,6
				3	9395	N/A	TB 1B-WP-3P													
				4	N/A	9426	TB 1B-WP-4P													
				12	9398	9428	TB 1B-WP-12P													
	8-14	6	50	3	9400	N/A	TB 2B-WP-3P	M 3,5	5,26	133,5	.87	22,2	.82	20,8	.17	4,2	.45	11,5	.17	4,2
				12	9403	9433	TB 2B-WP-12P													
				4	9406	N/A	TB 2B-WP-4P	M 4,0	1,76	44,07										

Standard color natural. Flame retardant white available at extra charge.



Quick Specs

Materials
Certifications

6/6 Nylon and brass

UL Recognized under Component Program of Underwriters' Laboratories to both Canadian and US requirements File E197025

Approved

Flammability Rating
Temperature Range

94V-2

-40°F (-40°C) to 284°F (140°C)